


**ENDLESS**
— SERIES —



Covering Your Space Into
Endless Beauty.


600x
1200mm

PRODUCT

FORMATE 



Size :

600x1200mm




Surface :

GLOSSY |

Thickness :

9.0 MM



The **Endless** collection draws its inspiration from the extraordinary expressive power of concrete and stands out for a wide range of designs increase potential.



FEATURES



HIGH
STRENGTH



CHEMICAL
RESISTANCE



STAIN
RESISTANT



EASY
TO CLEAN



EASY
MAINTENANCE



DIMENSIONAL
STABILITY



SLIP
RESISTANT



ECO
FRIENDLY

Here are a few of the main features that make these tiles a practical yet versatile stylish option.

APPLICATION



COMMERCIAL
BUILDING



HOTEL &
RESTAURANT



GYMNASIUM



HALL &
CARRIDOR



AIRPORT



SCHOOL &
COLLEGE



INDUSTRY



SPA & WELLNESS
CENTRES

These are the most common type of surfaces used for your place.



infinite



ENDLESS
— SERIES —

INFINITE BEAUTY

Presenting A Surface Full Of Details With A Shimmer Effect That Reflects The Values Of Interior Spaces.



INFINIA BURANO BROWN



INFINIA BURANO BROWN

RANDOM : 06

SIZE :

600X1200 MM


FINISH :

GLOSSY


ENDLESS
— SERIES —



INFINIA BURANO NATURAL



INFINIA BURANO NATURAL

RANDOM : 05

SIZE :

600X1200 MM

FINISH :

GLOSSY


ENDLESS
— SERIES —



INFINIA DORATO BIANCO



INFINIA DORATO BIANCO

RANDOM : 03

SIZE :

600X1200 MM

FINISH :

GLOSSY


ENDLESS
— SERIES —



INFINIA DORATO GREY



INFINIA DORATO GREY

RANDOM : 03

SIZE :



600X1200 MM

FINISH :

GLOSSY


ENDLESS
— SERIES —





INFINIA ELLIOT CHOCO

RANDOM : 04

SIZE :

600X1200 MM


FINISH :

GLOSSY


ENDLESS
— SERIES —



INFINIA ELLIOT CREMA



INFINIA ELLIOT CREMA

RANDOM : 04

SIZE :

600X1200 MM


FINISH :

GLOSSY


ENDLESS
— SERIES —

INFINIA MENDIS WHITE





INFINIA MENDIS WHITE

RANDOM : 04

SIZE :

600X1200 MM

FINISH :

GLOSSY


ENDLESS
— SERIES —



INFINIA PALOMA BROWN



INFINIA PALOMA BROWN

RANDOM : 04

SIZE :

600X1200 MM


FINISH :

GLOSSY


ENDLESS
— SERIES —



INFINIA PALOMA CREMA



INFINIA PALOMA CREMA

RANDOM : 04

SIZE :

600X1200 MM

FINISH :

GLOSSY


ENDLESS
— SERIES —



INFINIA PALOMA GREY



INFINIA PALOMA GREY

RANDOM : 04

SIZE :

600X1200 MM

FINISH :

GLOSSY


ENDLESS
— SERIES —



INFINIA PARKER WHITE



INFINIA PARKER WHITE

RANDOM : 04

SIZE :

600X1200 MM

FINISH :

GLOSSY


ENDLESS
— SERIES —



INFINIA ROGER BROWN



INFINIA ROGER BROWN

RANDOM : 04

SIZE :

600X1200 MM

FINISH :

GLOSSY


ENDLESS
— SERIES —



INFINIA ROGER CREMA



INFINIA ROGER CREMA

RANDOM : 03

SIZE :

600X1200 MM

FINISH :

GLOSSY


ENDLESS
— SERIES —



INFINIA ROGER NATURAL



INFINIA ROGER NATURAL

RANDOM : 04

SIZE :

600X1200 MM

FINISH :

GLOSSY


ENDLESS
— SERIES —



INFINIA STANLAKE BEIGE



INFINIA STANLAKE BEIGE

RANDOM : 04

SIZE :

600X1200 MM

FINISH :

GLOSSY


ENDLESS
— SERIES —



INFINIA STANLAKE BIANCO



INFINIA STANLAKE BIANCO

RANDOM : 04

SIZE :

600X1200 MM


FINISH :

GLOSSY


ENDLESS
— SERIES —

INFINIA STANLAKE GREY





INFINIA STANLAKE GREY

RANDOM : 04

SIZE :

600X1200 MM



FINISH :

GLOSSY


ENDLESS
— SERIES —



INFINIA WEBSTER CHOCO



INFINIA WEBSTER CHOCO

RANDOM : 04

SIZE :

600X1200 MM

FINISH :

GLOSSY


ENDLESS
— SERIES —





INFINIA WEBSTER CREMA

RANDOM : 04

SIZE :

600X1200 MM

FINISH :

GLOSSY


ENDLESS
— SERIES —

TECHNICAL SPECIFICATION

TEST DISCRIPTION	STANDARD AS PER IOS-13006/EN177 GROUP B1B	MEAN VALUE
Deviation in length & width	±0.6 %	±0.3 %
Deviation in thickness	±5.0 %	±4.0 %
Straightness in side	±0.5 %	±0.1 %
Rectangularity	±0.5 %	±0.1 %
Surface flatness	±0.5 %	±0.2 %
Color difference	Unaltered	No change
Glossiness	As per mfg.	10-40 (As per surface)
Water absorption	≤ 3 %	≤ 3 %
Modulus of rupture	Min. 35 N/mm ²	Min. 35 N/mm ²
Impact resistance	As per mfg.	Min. 0.55 Porcelain
Surface abrasion resistance	As per mfg.	PEI II-V
MOH's hardness	As per mfg.	Min. 7
Frost resistance	No damage	No damage
Thermal shock resistance	No damage	No damage
Moisture expansion	Nil	Nil
Chemical resistance	No damage	No damage
Stain resistance	Resistant	Resistant
Crazing resistance	As per mfg.	2 Cycle

PACKING DETAIL

Size	600x1200mm
Thickness (approx.)	9.0 mm
Pieces / Box	2 pcs.
Area / Box	1.44 sq. mtr.
Wt./Box (approx.)	28 kgs.